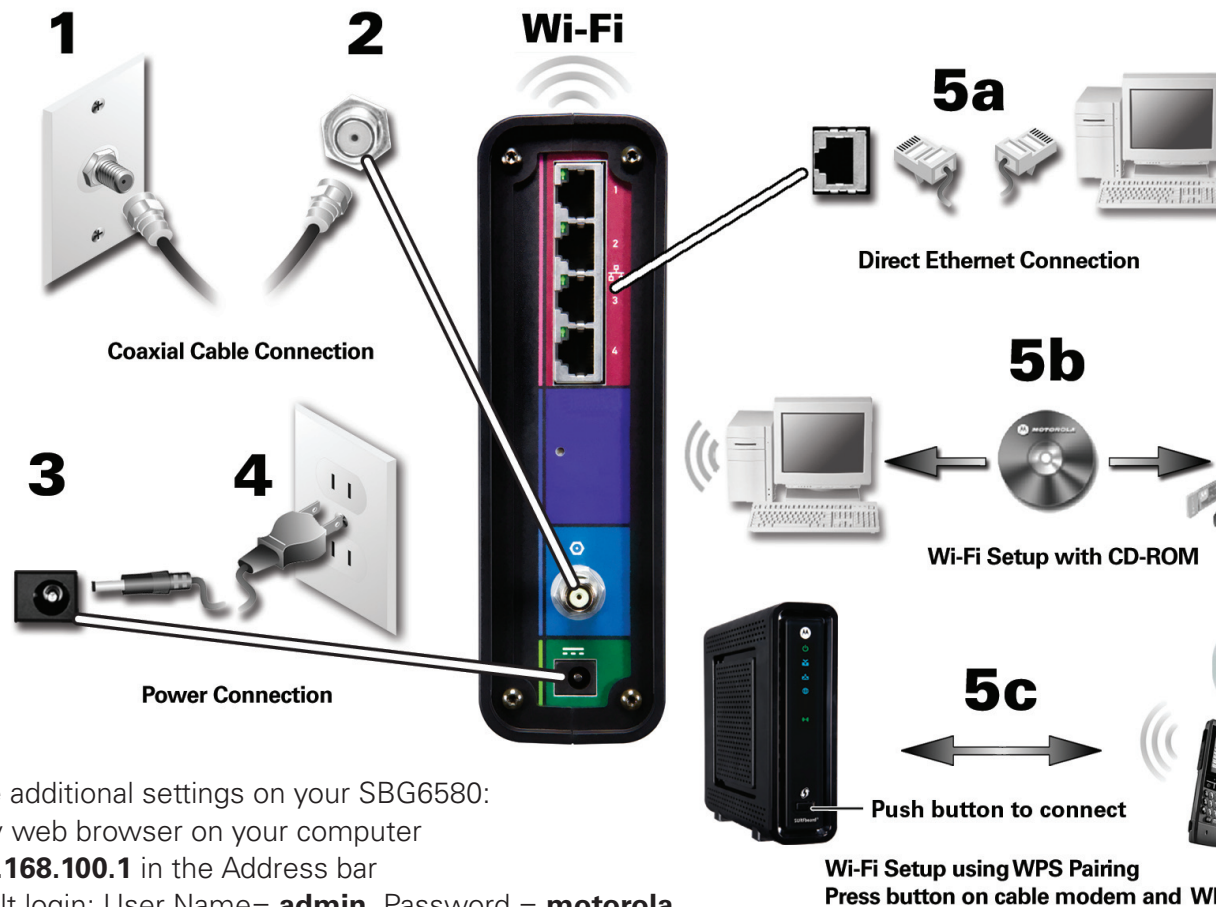


SURFboard® SBG6580 Wi-Fi Cable Modem Gateway



Install Sheet



To connect your devices, choose one option for each type of device connection:

5a - Direct Ethernet Connection

5b - Wi-Fi Setup with CD-ROM

5c - Wi-Fi Setup using WPS Pairing

Note: The PASSCODE, used for the CD-ROM installation wizard, is located on the bottom label of your SBG6580.

To configure additional settings on your SBG6580:

- Open any web browser on your computer
- Type **192.168.100.1** in the Address bar
- For default login: User Name= **admin**, Password = **motorola**

Before returning this product to the store for technical reasons, please call Motorola Broadband Technical Support at: 1-877-466-8646

For additional product information, see the **SBG6580 Series Wi-Fi Cable Modem Gateway User Guide** included on the SBG6580 Installation CD or visit:

<http://broadband.motorola.com/consumers/support/>

SURFboard® SBG6580

Wi-Fi Cable Modem Gateway



Troubleshooting

Before calling for technical support, try restarting your cable modem gateway by unplugging the power cord, waiting five seconds, and then plugging it back in again.

The Problem

The Solution


Power  icon is not visible



Check that your cable modem gateway is plugged into a live electrical outlet that is **not** controlled by a light switch.

Cannot connect to Wireless Network



First, check if Wireless  icon is on. Then, run the Wi-Fi Installation wizard on the SBG6580 Installation CD to reconnect to the network. See the Troubleshooting section in the *User Guide* for more information.

Cannot receive or send data




Check that the coaxial cable is properly connected to your cable modem gateway and cable outlet or splitter. Hand-tighten, if necessary.




Check that the Ethernet cable is properly connected to your cable modem gateway and computer.



Check the IP address by following the steps in "Verifying the IP Address" in the *User Guide*. For UNIX® or Linux® computers, you must have Adobe Acrobat Reader installed to open the *User Guide*. Call your service provider if you need an IP address.



Verify that the Power  icon is visible on the front panel. See "Product Overview - Front Panel" in the *User Guide* on the SBG6580 Installation CD for more information.

MOTOROLA and the Stylized M Logo are trademarks or registered trademarks of Motorola Trademark Holdings, LLC. SURFboard is a registered trademark of Motorola Mobility, Inc. All other product or service names are the property of their respective owners. No part of the contents of this document may be reproduced or transmitted in any form or by any means without the written permission of the publisher.

© Motorola Mobility, Inc. 2010. All rights reserved.

575425-001-b 8/10

